

attach ↑
strap here

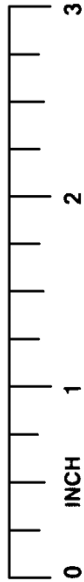
Cut strap 1" wide and 7.5" long
(includes 2" overlap for front)

Back

Size: Large

Cut 1 on fold

**1/4" seam allowance
included**



armhole

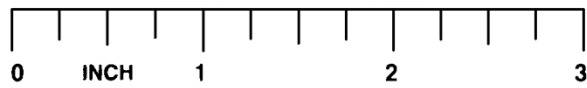
XC

XD

(Back: 1 of 5)

center back

XC



←straight of grain→

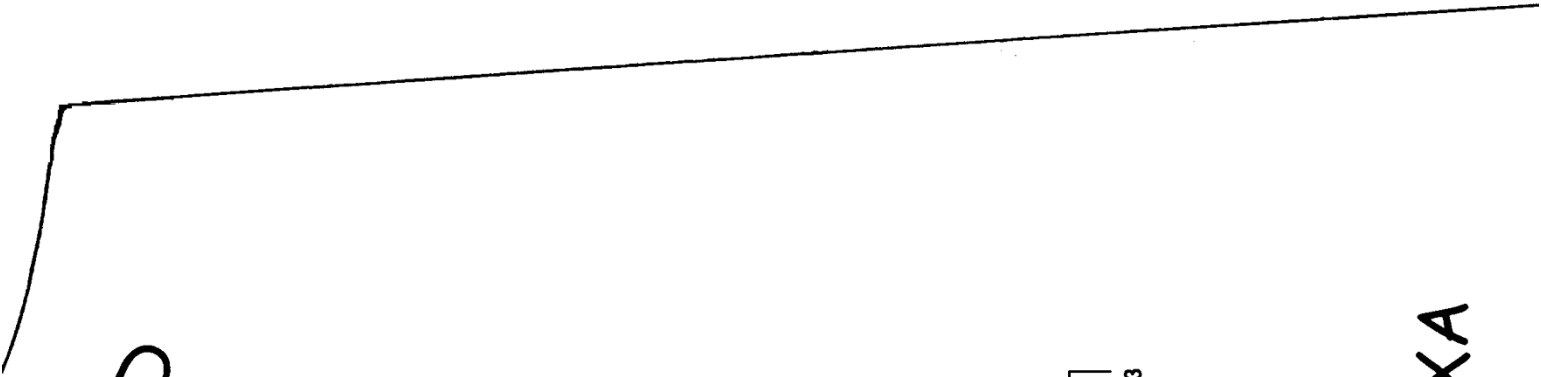


CCVN patterns and instructions
are for non-profit use only.
Not for commercial production.

↑ fold ↑

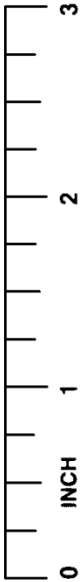
(Back: 2 of 5)

XB



XD

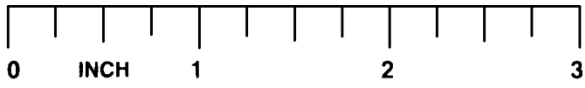
(Back: 3 of 5)



XA

↑ fold ↑

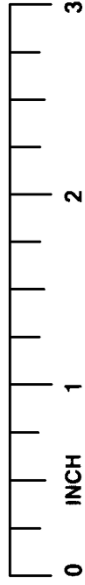
XB



(Back: 4 of 5)

XA

side



(Back: 5 of 5)

top

↑ leave this edge open ↑

Bottom Pocket

Size: Large

Cut 2

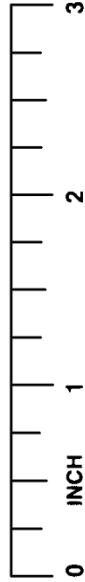
1/4" seam allowance included

←straight of grain→

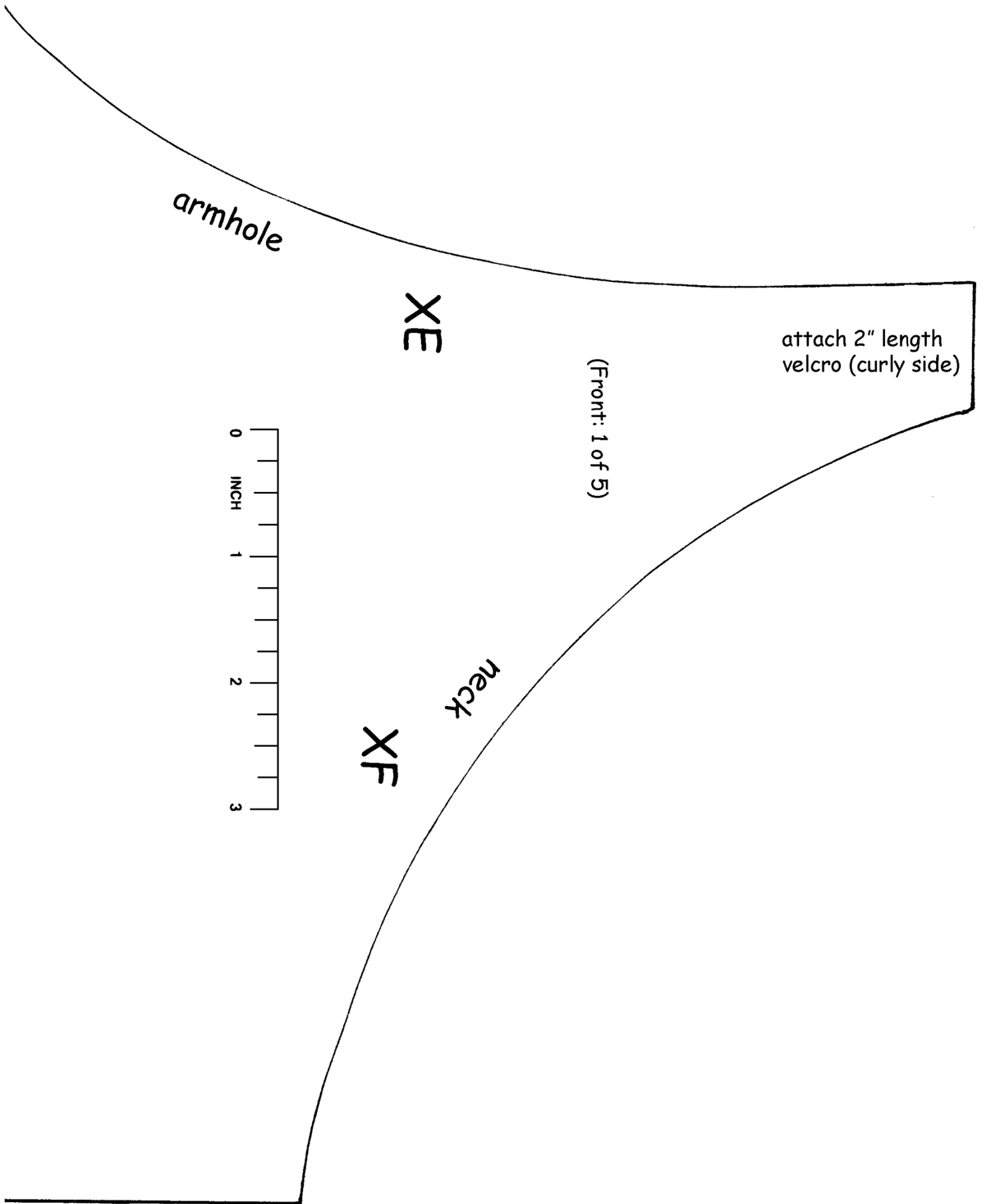
side



CCVN patterns and instructions are for non-profit use only. Not for commercial production.



bottom

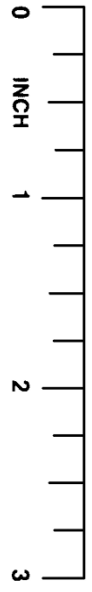


armhole

XE

attach 2" length
velcro (curly side)

(Front: 1 of 5)



neck

XF

XE

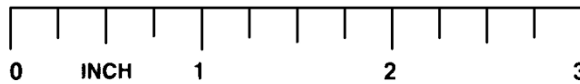
XF

(Front: 2 of 5)

↑ leave this ↑
edge open



CCVN patterns and instructions
are for non-profit use only.
Not for commercial production.



XD

XC

XE

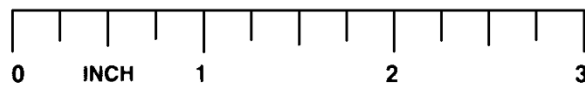
armhole

↑ placement of ↑
top pocket

Front
Size: Large
Cut 2
1/4" seam allowance
included

(Front: 3 of 5)

side



XD

XD

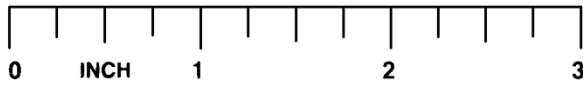
placement of
↓ top pocket ↓

side

XB

↑ placement of ↑
bottom pocket

↑ leave this ↑
edge open



(Front: 4 of 5)

placement of
↓ bottom pocket ↓

XA

XD

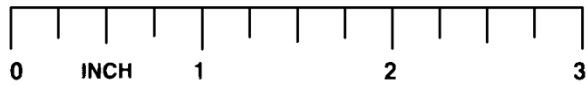
XC

ent of
cket ↓

XB

↑

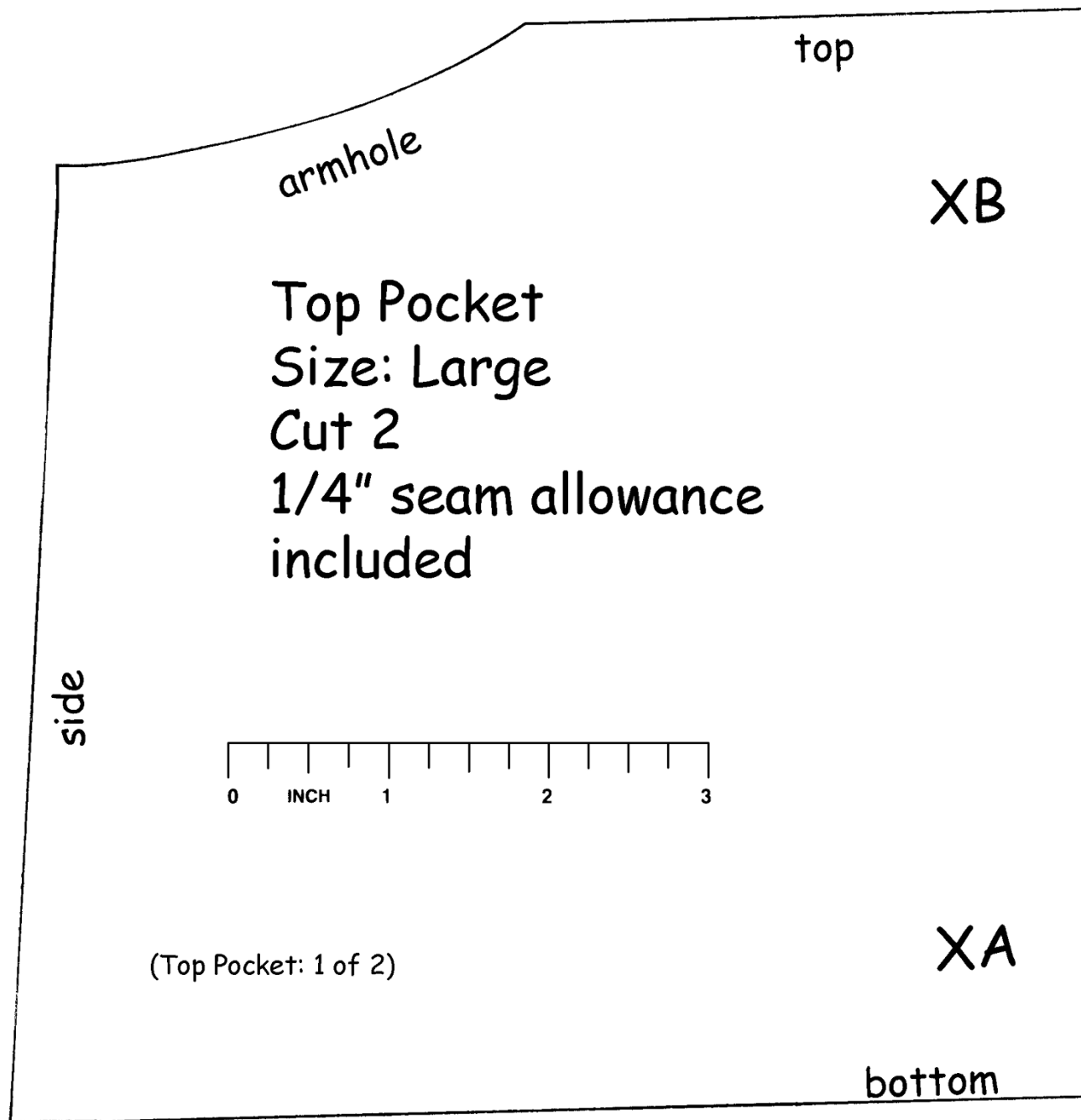
front



←straight of grain→

(Front: 5 of 5)

XA



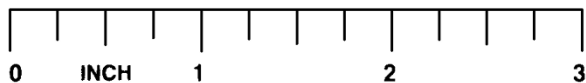
armhole

top

XB

Top Pocket
Size: Large
Cut 2
1/4" seam allowance
included

side



(Top Pocket: 1 of 2)

XA

bottom

top

↑ leave this ↑
edge open

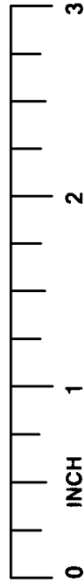
XB



front

CCVN patterns and instructions
are for non-profit use only.
Not for commercial production.

←straight of grain→



XA

(Top Pocket: 2 of 2)

bottom