

attach ↑
strap here

Cut strap 1" wide and 7" long
(includes 2" overlap for front)

Back

Size: Medium

Cut 1 on fold

**1/4" seam allowance
included**

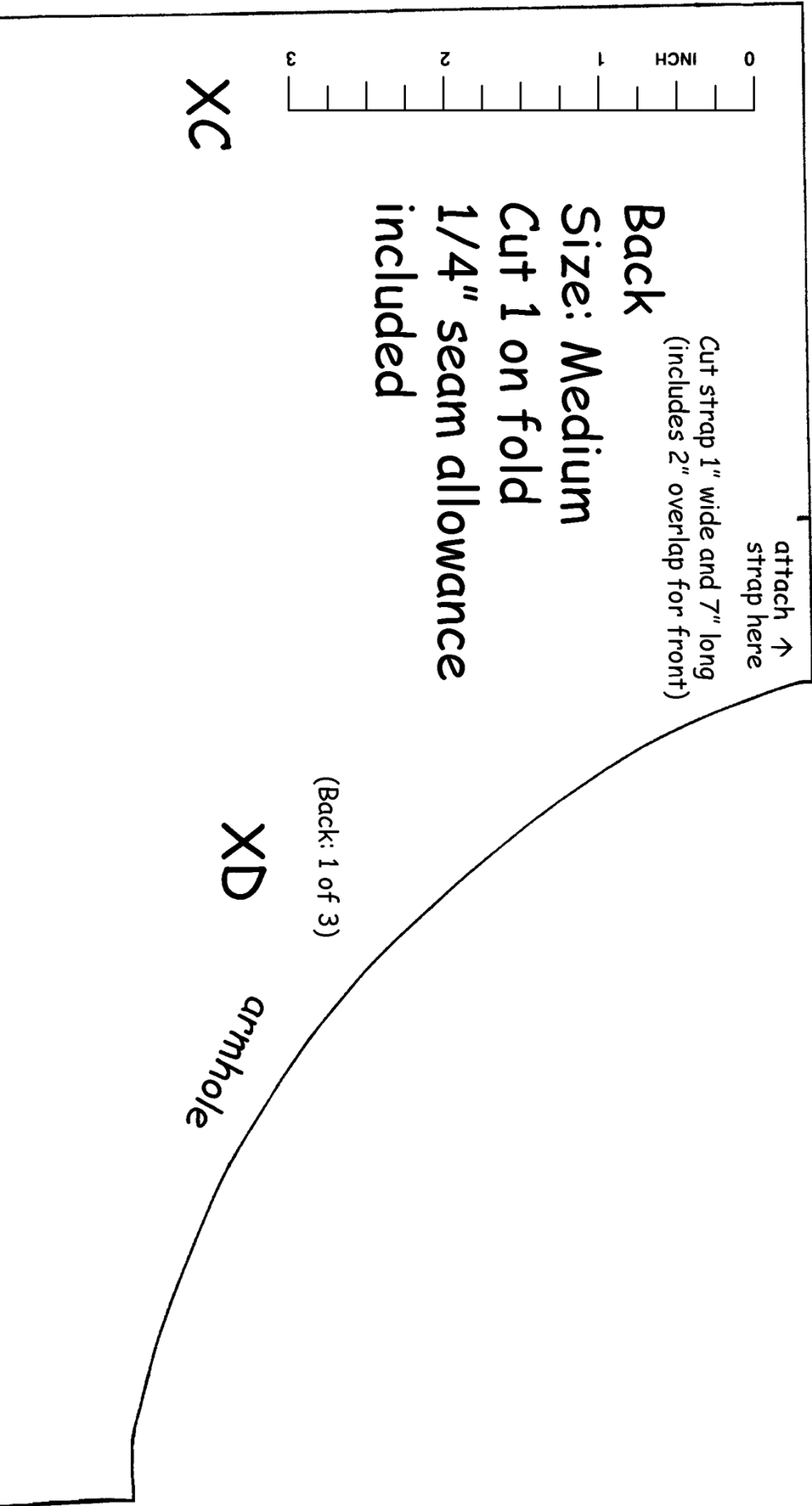


XC

(Back: 1 of 3)

XD

armhole



XC

→ fold →

back

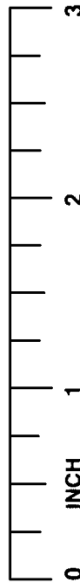
XB

XD

armhole



CCVN patterns and instructions
are for non-profit use only.
Not for commercial production.



(Back: 2 of 3)

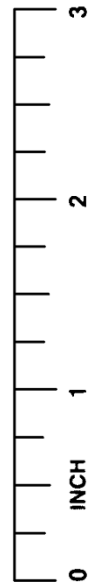
XA

XB

←straight of grain→

XA

side



(Back: 3 of 3)

top

↑ leave this edge open ↑

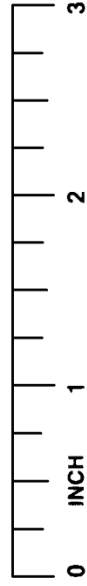
Bottom Pocket
Size: Medium
Cut 2
1/4" seam allowance
included

←straight of grain→

side



CCVN patterns and instructions are for non-profit use only. Not for commercial production.



bottom

XD

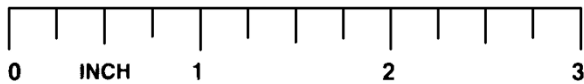
↑ placement of ↑
top pocket

(Front: 2 of 5)

side

Front
Size: Medium
Cut 2
1/4" seam allowance
included

XB



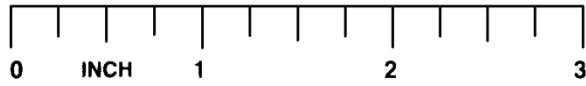
placement of
↓ top pocket ↓

XE

↑ leave this ↑
edge open

(Front: 3 of 5)

XC



XB

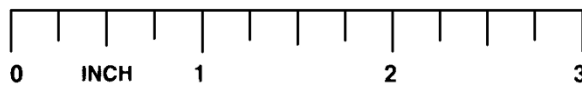
placement of
↓ top pocket ↓

↑ placement of ↑
bottom pocket

↑ leave this ↑
edge open



CCVN patterns and instructions
are for non-profit use only.
Not for commercial production.



(Front: 4 of 5)

XA

XB

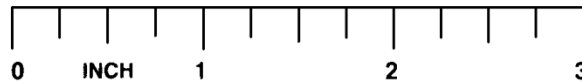
XC

placement of
↓ top pocket ↓

↑ leave this ↑
edge open

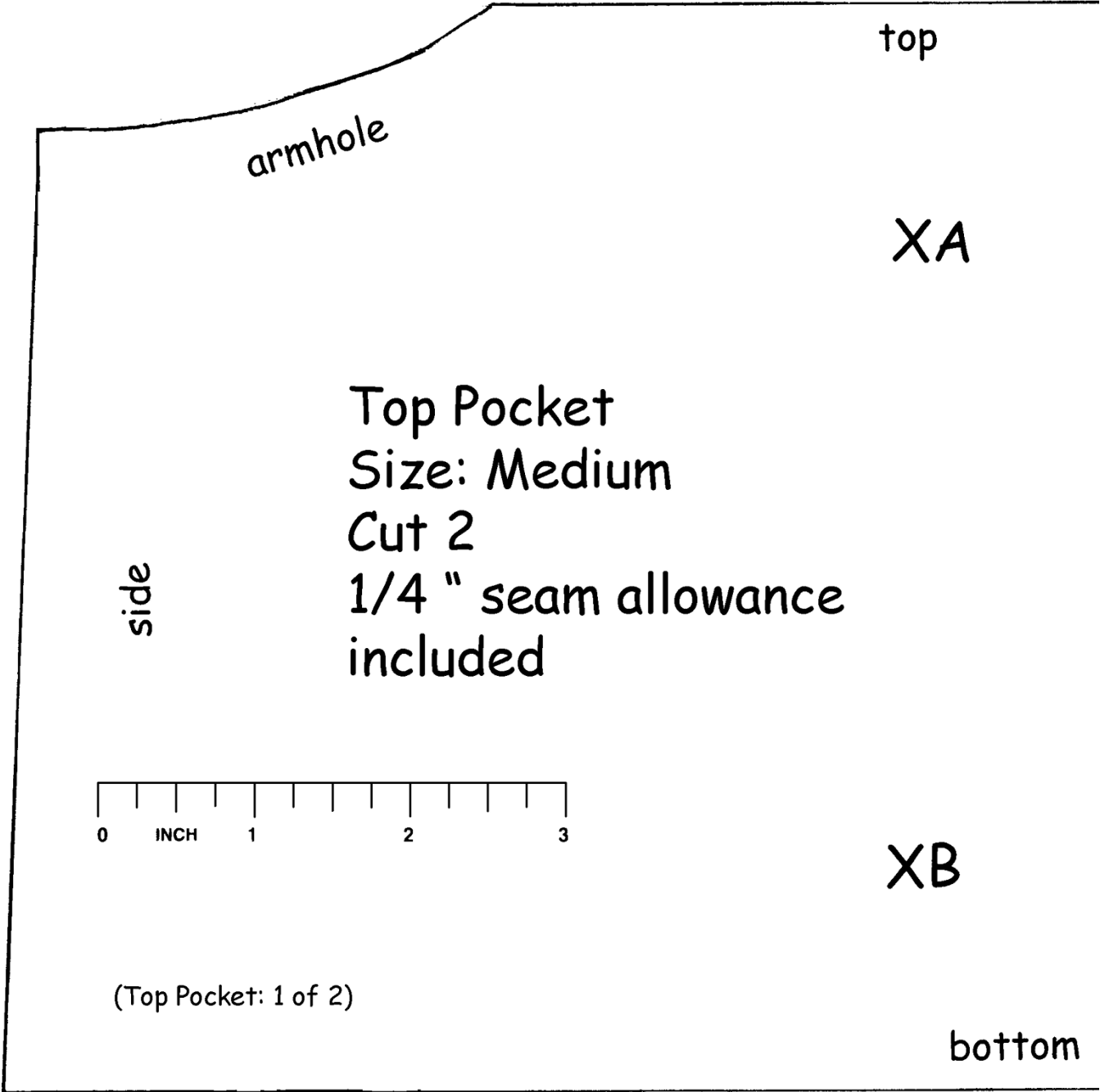
front

←straight of grain→



XA

(Front: 5 of 5)



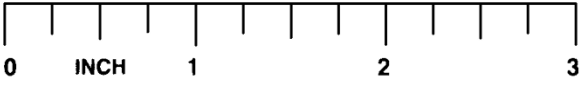
armhole

top

XA

Top Pocket
Size: Medium
Cut 2
1/4 " seam allowance
included

side



XB

(Top Pocket: 1 of 2)

bottom

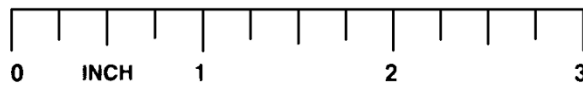
top

↑ leave this ↑
edge open

XA



CCVN patterns and instructions
are for non-profit use only.
Not for commercial production.



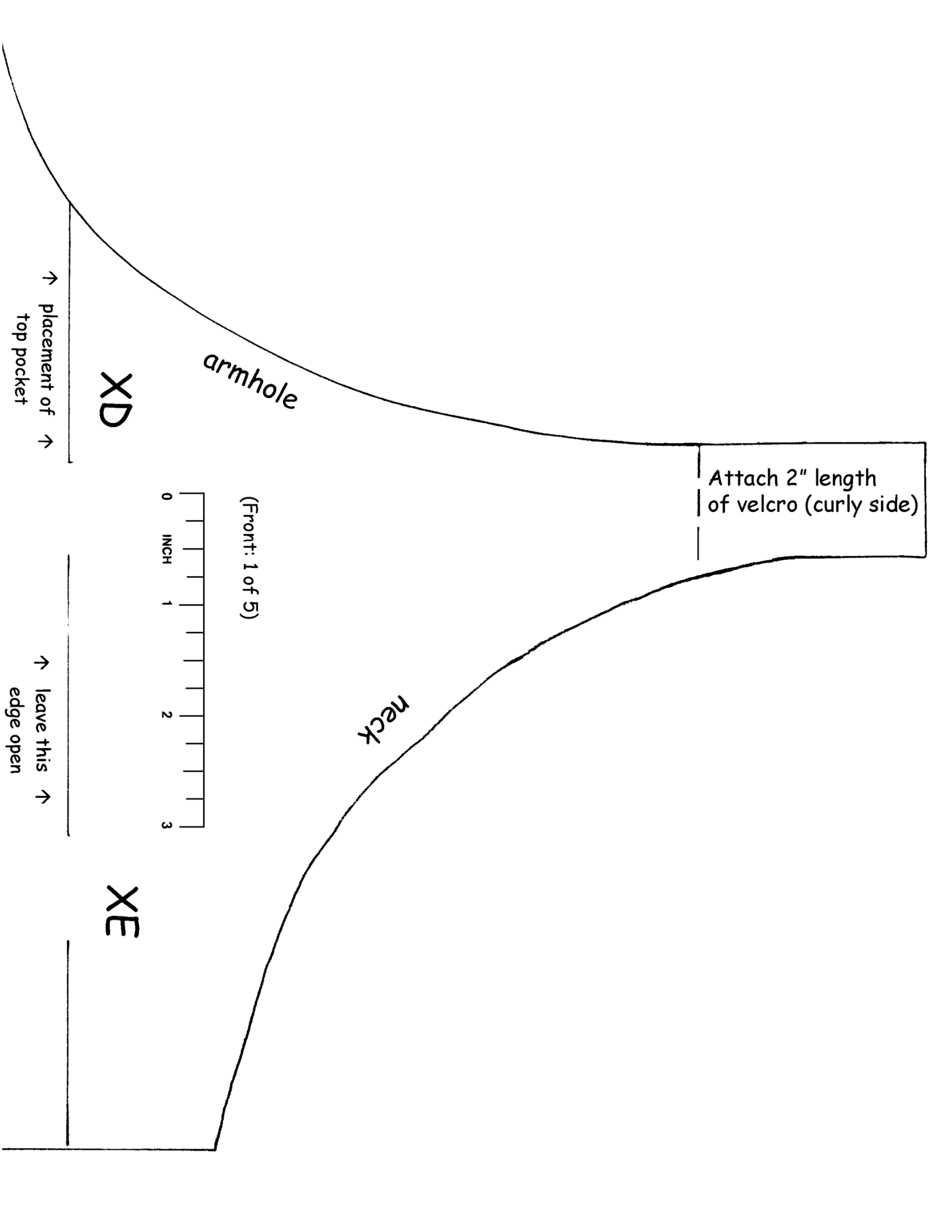
XB

bottom

(Top Pocket: 2 of 2)

front

←straight of grain→



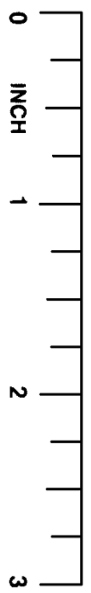
↑ placement of top pocket ↑

XD

armhole

Attach 2" length of velcro (curly side)

(Front: 1 of 5)



neck

↑ leave this edge open ↑

XE

neck