

attach ↑
strap here

Cut strap 1" wide and 6.5" long
(includes 2" overlap for front)

Back

Size: Small

Cut 1 on fold

**1/4" seam allowance
included**

armhole

(Back: 1 of 3)

XC



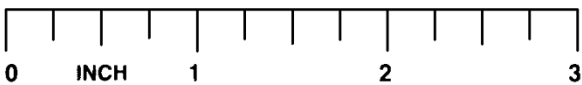
XD

XC

XD



CCVN patterns and instructions
 are for non-profit use only.
 Not for commercial production.



back

↑ fold ↑

XB

XA

(Back: 2 of 3)

←straight of grain→

XB

XA

side



(Back: 3 of 3)

top

↑ leave this edge open ↑

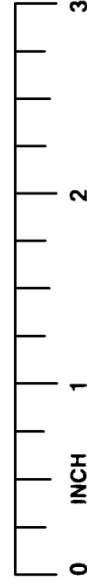
Bottom Pocket
Size: Small
Cut 2
1/4" seam allowance
included

side

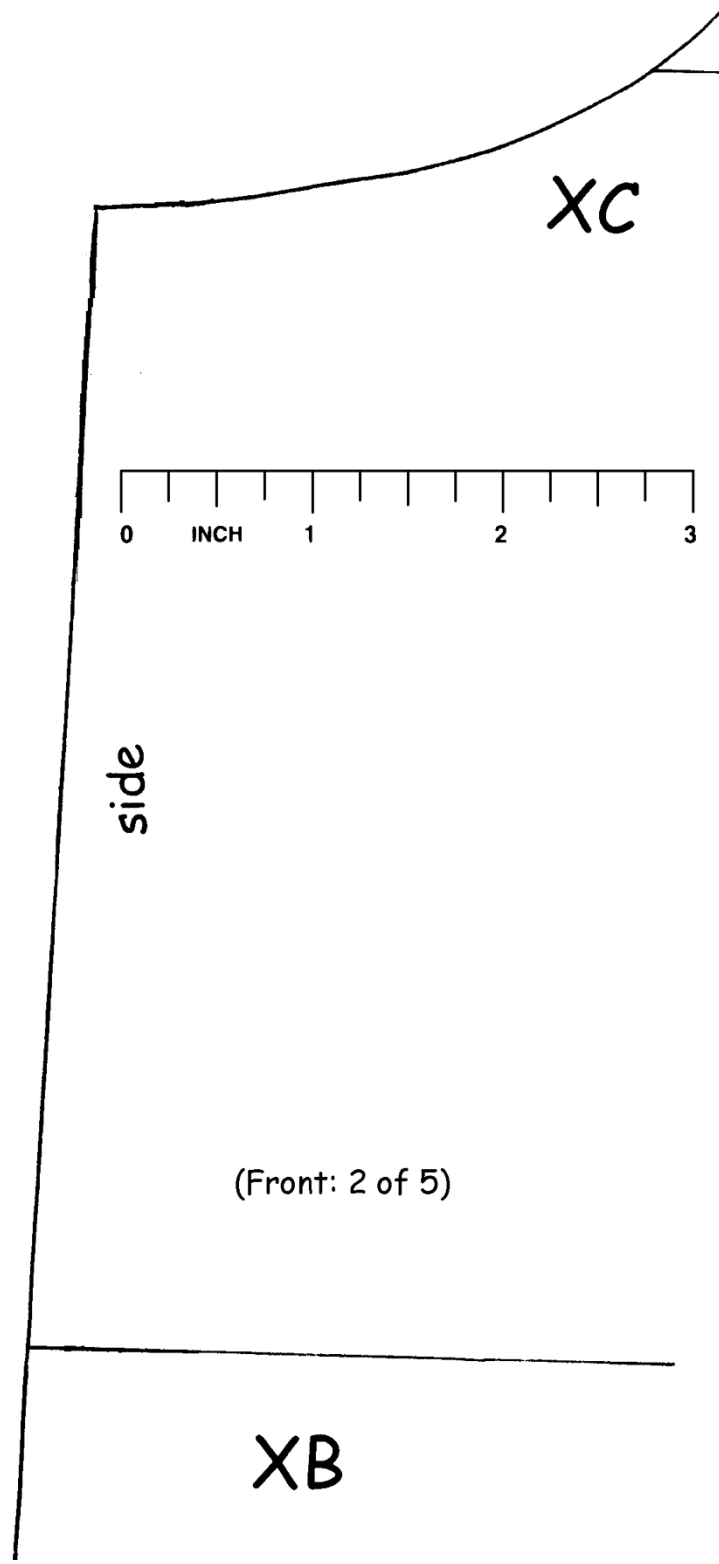
←straight of grain→



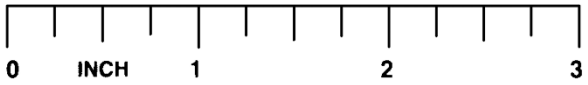
CCVN patterns and instructions are for non-profit use only. Not for commercial production.



bottom



XC



side

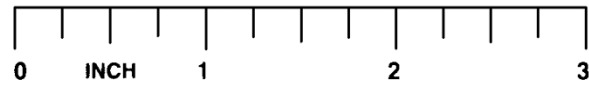
(Front: 2 of 5)

XB

↑ placement of ↑
top pocket

↑ leave this ↑
edge open

XD



CCVN patterns and instructions
are for non-profit use only.
Not for commercial production.

(Front: 3 of 5)

placement of
↓ top pocket ↓

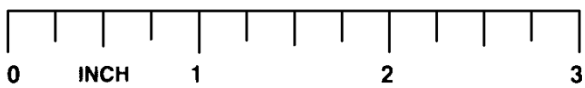
XA

placement of
↓ top pocket ↓

XB

↑ placement of ↑
bottom pocket

↑ leave this ↑
edge open



(Front: 4 of 5)

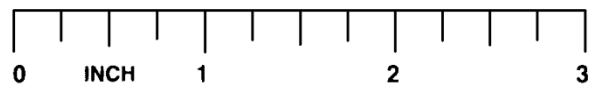
placement of
↓ top pocket ↓

XA

↑ leave this ↑
edge open

front

←straight of grain→



(Front: 5 of 5)

top

↑ leave this ↑
edge open

armhole

Top Pocket

Size: Small

Cut 2

1/4" seam allowance included

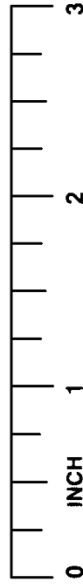
side

front

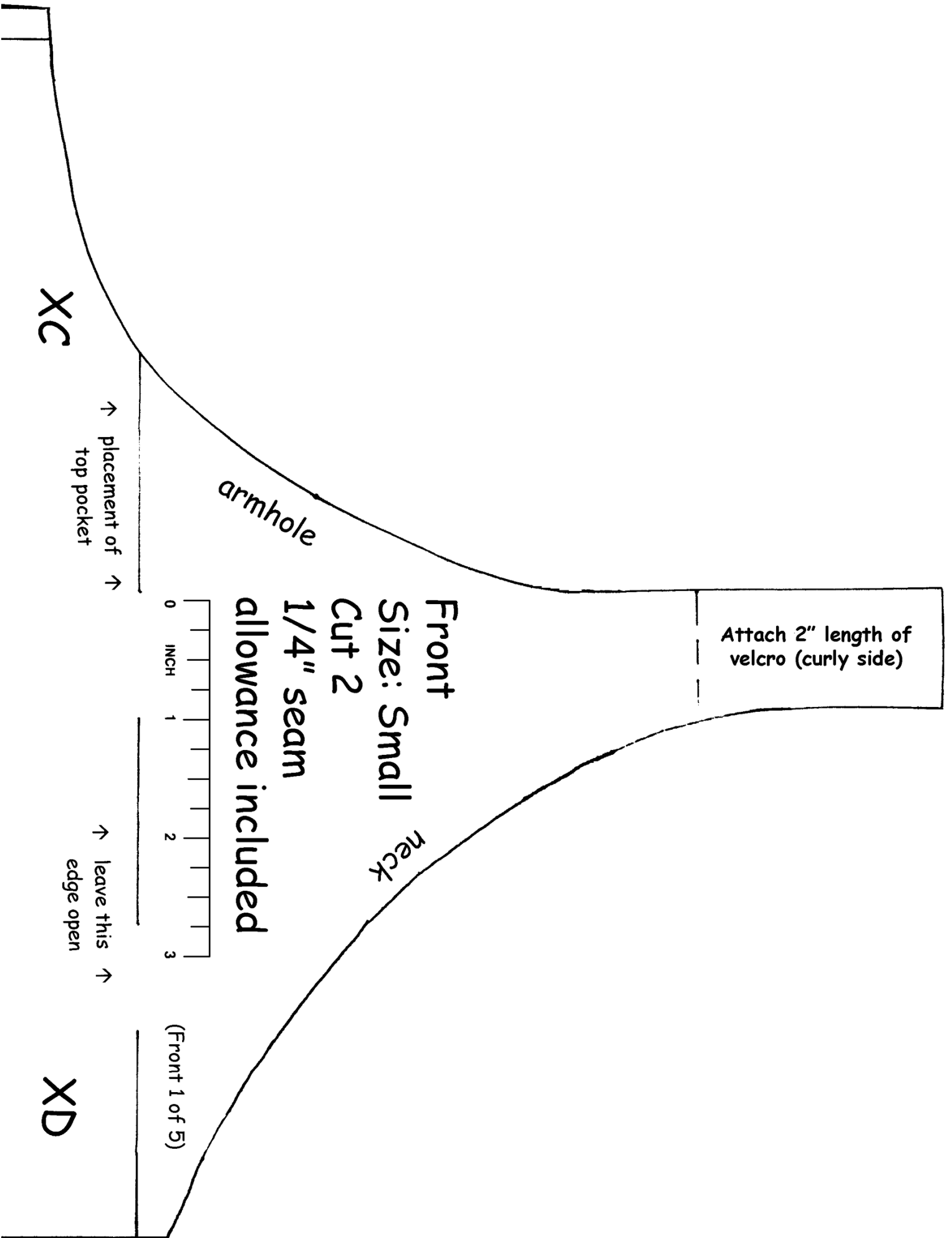
←straight of grain→



CCVN patterns and instructions
are for non-profit use only.
Not for commercial production.



bottom



Attach 2" length of velcro (curly side)

Front
Size: Small
Cut 2
1/4" seam
allowance included



↑ placement of top pocket ↑

↑ leave this edge open ↑

XC

XD

(Front 1 of 5)